

How to log into Lightspeed

You log into Lightspeed, so you can be authenticated on our network, to access Youtube, Facebook

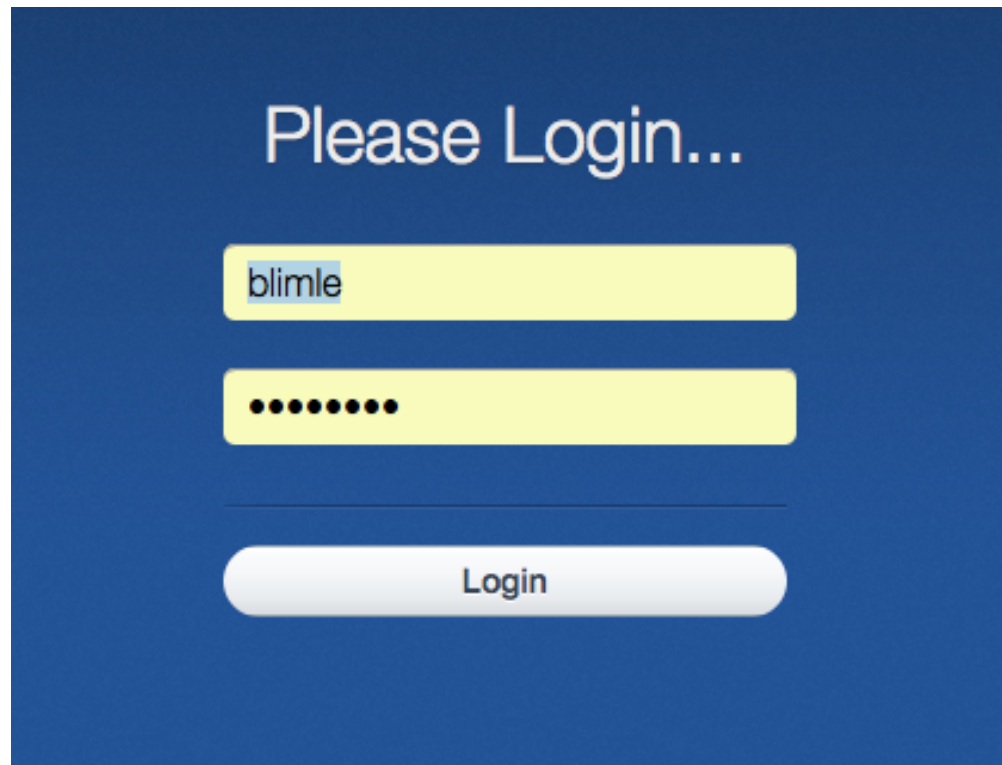
Step One A

- Go to the Web Address
- www.lsaccess.me/login



Step Two A

- Log in with your user name and password (EX: UN: blimle PW: password1). Click Login

A screenshot of a login form on a dark blue background. The text "Please Login..." is displayed in white at the top. Below it are two yellow input fields: the first contains the text "blimle" and the second contains ten black dots representing a password. A white rounded button labeled "Login" is positioned below the input fields.

Please Login...

blimle

.....

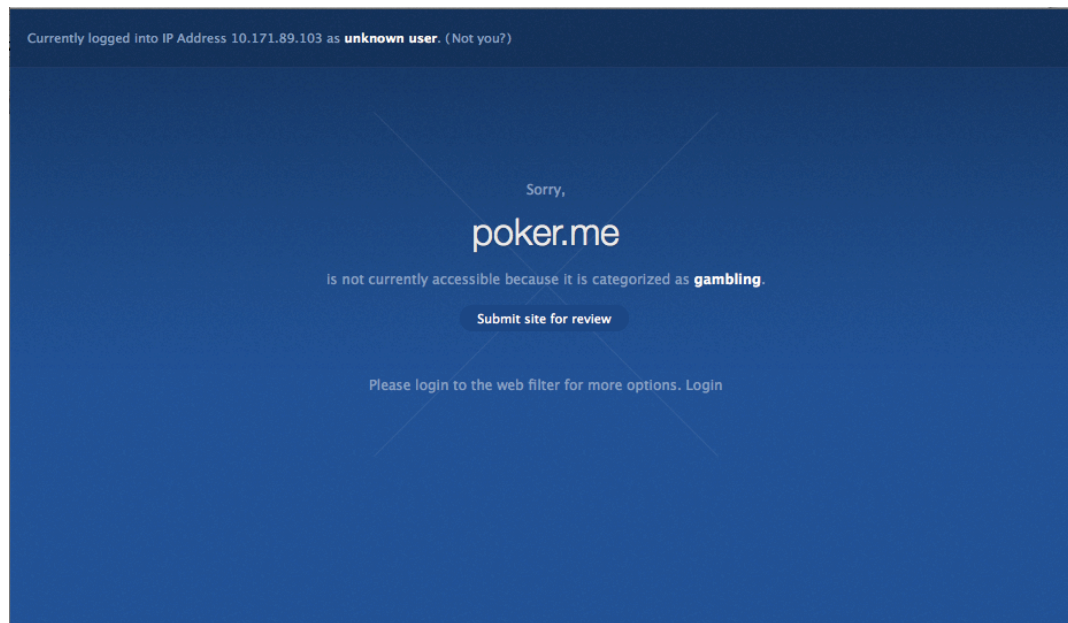
Login

Login to Lightspeed

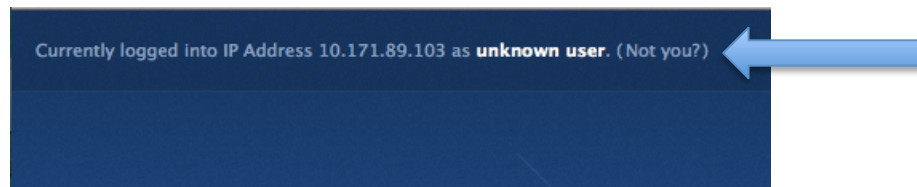
Login to Lightspeed from the “Blue Screen”

Step One B

- When you go to a website and you see this

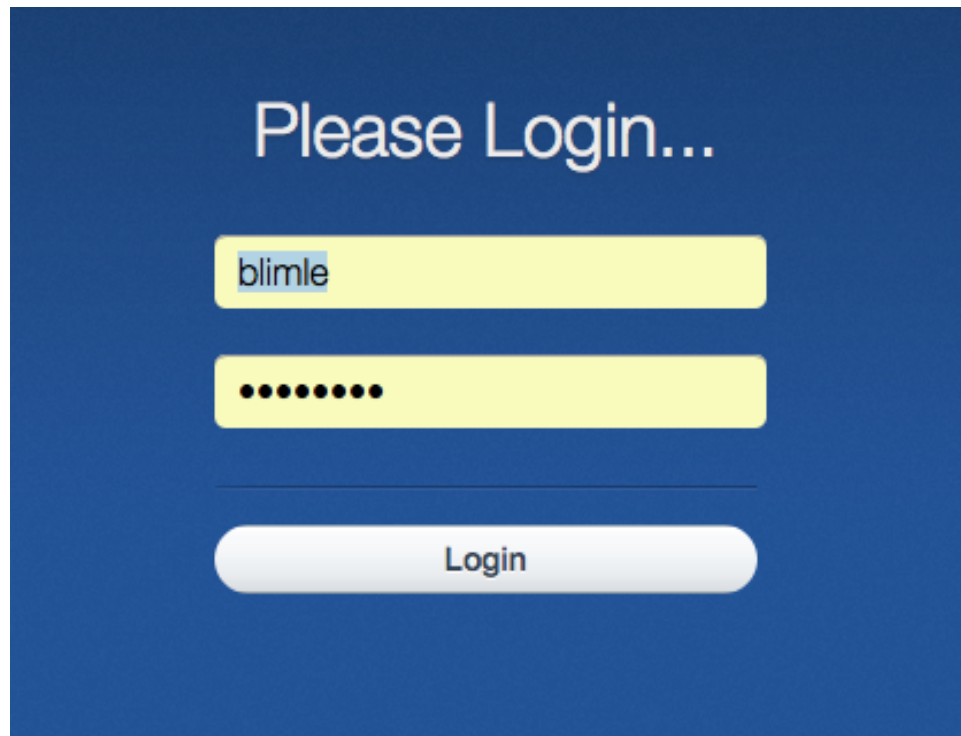


- Click on (Not You) at the top middle of the page.



Step Two B

- Log in with your user name and password (EX: UN: blimle PW: password1). Click login



Please Login...

blimle

.....

Login

The image shows a login form on a dark blue background. At the top, the text 'Please Login...' is displayed in white. Below this, there are two yellow input fields. The first field contains the text 'blimle'. The second field contains seven black dots, representing a masked password. Below the input fields is a white, rounded rectangular button with the text 'Login' in black.